



BEYAZLI GRUP



## PLANT PRICE

**1.139.540 EURO**


**24.1 MACHINE DAILY CAPACITY (8 HOURS) 24.000 CONCRETE HOLLOW BLOCKS / 1.500 m<sup>2</sup> PAVING BLOCKS**

FACTORY : TRABZON – ERZURUM DEVLET KARAYOLU ÜZERİ 9.Km. AKOLUK BELEDİYE KARŞISI – ÇAĞLAYAN / TRABZON / TURKEY  
FACTORY : +90 462 357 30 62 / OFFICE : +90 462 321 07 78 / GSM : +90 549 325 66 70 / WEB : [www.vessmachine.com](http://www.vessmachine.com) / Email : [abdoul@beyazligroup.com](mailto:abdoul@beyazligroup.com)



Please consider the environment before printing this document

## PLANT INSTALLATION LAYOUT



## PLANT DESCRIPTION

**VESS 24.1 – MACHINE** : MACHINE IS DESIGNED WITH FULLY AUTOMATIC OPERATING SYSTEM AND MORTAR PLANT IS ON THE GROUND. DESIGNED TO WORK 24 HOURS. WE MANUFACTURE PLANTS WITH DIFFERENT AUTOMATION SYSTEMS AND CAPACITIES. FOR FURTHER INFORMATION PLEASE CONTACT YOUR NEAREST CUSTOMER REPRESENTATIVE.

EQUIPMENT LIST WITH PRICES, PREPARED RELATED TO THE NUMBERED INSTALLATION LAYOUT IS GIVEN BELOW. SAMPLE LAYOUT IS PREPARED AS TURNKEY PROJECT TO COMPLETE PLANT. CONTAINED EQUIPMENTS CAN BE REMOVED, REDUCED OR TO BE INCREASED. ([Please visit our website and ask for offer](#))

FOR A PLANT WITH THESE FEATURES THE RECOMMENDED CURING AND STOCK AREA SHOULD BE MINIMUM **5.000 m<sup>2</sup>**. THERE IS NO OBLIGATION FOR ROOFING. THE PREPARED CONCRETE FLOOR SHOULD BE MINIMUM **1/3** OF THE TOTAL PLANT AREA.

### 24.1 MACHINE SHIPPING VOLUME

**EXCEPT THE PALLETS 1 PIECE FLAT / 4 PIECES 40’Ft OT / 4 PIECES 40’Ft HQ CONTAINER**



## PRICE LIST ACCORDING TO THE INSTALLATION LAYOUT



No	DESCRIPTION	QUANTITY	PRICE(EURO)	TOTAL(EURO)
01	100 m <sup>3</sup> -4 COMPARTMENT AGREGA HOPPER (VIBRATION-PNEUMATIC SYSTEM)	1	28.900	28.900
02	WEIGHING BELT UNDER THE 4 DEPARTMENT HOPPER 18 mt	1	7.010	7.010
03	BELT CONVEYOR (11,5 mt x 0,50 mt x 8 mm) (FIXED)	1	4.140	4.140
04	200 TON CEMENT SILO (BASIC MODEL-FEEDING / DISCHARGE PIPE)	1	17.850	17.850
√	SILO (TOP FILTER, SECURITY VALVE, FLUIDISATION NOZZLES, LEVEL INDICATOR)	1	1.550	1.550
05	CEMENT FEEDING SCREW 200 DIAMETER 7-9 METER RANGE	1	3.415	3.415
06	SINGLE MIXER INSTALLATION PLATFORM	1	2.900	2.900
07	4 m <sup>3</sup> TWINSHAFT MIXER (ABRASION SHEET METAL)	1	63.160	63.160
08	WEIGHING HOPPER( CEMENT 2000 kg./WATER2000 kg. ADDITIVE 400 kg.COLOR PIGMENT300 kg.)	1	4.150	4.150
09	BELT CONVEYOR (10 mt x 0,50 mt x 8 mm) (FIXED)	1	3.650	3.650
10	VESS 24.1 FULLY AUTOMATIC FORKLIFT SYSTEM MACHINE WITH SINGLE MORTAR HOPPER	1	335.480	335.480
√	24/56 FULL AUTOMATIC MACHINE HYDRAULIC UNIT	1	41.370	41.370
11	FRONT FULL PALLET STACKING ROBOT	1	7.765	7.765
12	PALLET FEEDING AND TURNING CONVEYOR	1	16.900	16.900
13	REAR EMPTY PALLET UNLOADER ROBOT	1	7.765	7.765
14	PRODUCT CLEANING BRUSH	1	1.760	1.760
15	PALLET CLEANING BRUSH	1	1.760	1.760
16	PALLET REVERSING ROBOT	1	2.450	2.450
17	CONCRETE BLOCK AUTOMATIC COLLECTING ROBOT 24/56 ( 4 ARMS-ROTATED HEAD )	1	97.000	97.000
18	EURO PALLET UNLOADER	1	11.300	11.300
19	EURO PALLET TRANSFER CONVEYOR	1	9.800	9.800
20	VERTICAL STRIPING ROBOT	1	67.250	67.250
21	HORIZONTAL STRIPING ROBOT	1	67.250	67.250
22	FORKLIFT 3 TON - DIESEL / FOR PRODUCTION h : 4,20 mt	2	15.750	31.500
23	24 SERIAL STEEL FRAMED PALLET WITH PROFILE	1000	95	95.000
24	24/56 FULLY AUTOMATIC MACHINE ELECTRIC UNIT	1	66.115	66.115
√	24/56 FULLY AUTOMATIC MORTAR SYSTEM ELECTRIC UNIT	1	17.655	17.655
√	24/56 FULLY AUTOMATIC EURO PALLET PACKAGING ELECTRIC UNIT	1	12.280	12.280
25	MACHINE OPERATOR CABIN	1	2.750	2.750
26	DIFFERENT MODELS CONCRETE BLOCK MOULDS (ST 52)	5	16.250	81.250
√	SCADA RECORD-REMOTE CONTROL DEFECT IDENTIFY WITH TABLET PC	1	8.370	8.370
√	COMPRESSOR 1000 lt (FOR AUTOMATIC / FULLY AUTOMATIC MORTAR UNIT INSTALLATION)	1	2.750	2.750
√	COMPRESSOR 1000 lt -PNEUMATIC AIR INSTALLATION	1	1.070	1.070
√	24/56 FULLY AUTOMATIC SYSTEM PROTECTION COMPENSATION PANEL	1	16.225	16.225
▶			<b>SUB TOTAL(EURO):</b>	<b>1.139.540</b>



## PRODUCT DESCRIPTION ACCORDING TO THE PLANT INSTALLATION LAYOUT

### (01) – 100 m<sup>3</sup> 4 COMPARTMENT AGREGA HOPPER (VIBRATION – PNEUMATIC SYSTEM)



THIS HOPPER IS THE EQUIPMENT FOR MATERIALS AS SAND, GRAVEL, STONE DUST ETC. NEEDED FOR THE MIXTURE. UNDER EACH HOPPER ARE 2 UNLOADING COVERS, IS DESIGNED TO MAKE ACCURATE WEIGHING. **THE HOPPER** CONSIST OF COMBINED COVERS WITH HINGES AND BOLTS. COVERS ARE STRENGTHENED WITH 5 mm. METAL SHEET 3 PIECE OF TWISTED METAL SHEET AND NPL PROFILE. **CHASSIS** IS MANUFACTURED TO THE NORMS OF ISO 9001 QUALITY AND ACCORDING TO ALL DIN NORMS USING 150 x 250 x 6 mm. THICK PROFILE AND METAL SHEET. **BY UNLOADING FUNNELS** IS 5 mm. THICK METAL SHEET IS USED. BY THE SMOOTH SURFACES ARE ALSO 3mm. REPLACEABLE WEAR PLATE. **COVERS** ARE MANUFACTURED USING 10 mm METAL SHEET, THE FLOWING IS STRENGTHENED WITH THE VIBROMOTOR ON THE HOPPER. OPENING OF THE COVERS IS DRIVEN BY THE PNEUMATIC SYSTEM. EACH COVER IS CONTROLLED BY A PNEUMATIC VALVE.




**(02) - WEIGHING CONVEYOR UNDER THE 4 COMPARTMENT AGREGA HOPPER (18 mt)**



THIS CONVEYOR ALLOWS THE WEIGHING OF THE AGGREGATE IN THE HOPPER AND AFTER WEIGHING TRANSFERS THE AGGREGATE TO THE TRANSFER BAND. POSITIONED JUST BELOW THE AGGREGA HOPPER. THERE IS A ADJUSTABLE FLOWING SYSTEM WITH FLOW CONTROL MECHANISM TO REDUCE THE LOAD ON THE BAND AND TO EXTEND THE LIFE OF THE RUBBER BAND. WEIGHING CONVEYOR IS ADJUSTABLE AND CAN BE DEMOUNTED. MAIN CHASSIS IS MANUFACTURED TO THE NORMS OF ISO 9001 QUALITY AND TO THE DIN NORMS, USING 80 x 120 x 3mm PROFILE AND 5mm. SHEET METAL. SHEET METAL IS TWISTED DESIGNED TO INCREASE THE SHEET RESISTANCE. ROLL STATIONS ARE PLACED EACH 60 cm TO PREVENT THE FLEE BACK. CAN BE DEMOUNTED AND IS ADJUSTABLE. THE RUBBER BAND IS MADE WITH 4 LAYERS OF 10 mm CORD MATERIAL. ROLLS ARE 3''(ø 89 mm ). WEIGHING IS PERFORMED WITH 6 PIECE LOADCELLS OF 3 TON CAPACITY (ELECTRONIC LOAD CELL). TO PREVENT THE HANG DOWN IN THE MIDDLE OF THE RUBBER BAND AND TO PERFORM A STABLE WEIGHING 2 PIECES EXTRA LOADCELL IS PLACED. DRIVEN BY REDUCER GROUP. MOTOR POWER IS 18,5 kw. DRIVEN IS TRANSMITTED VIA AN PULLEY.




**(03) - BELT CONVEYOR ( 11.5 mt x 0,50 mt x 8 mm )**





THIS EQUIPMENT TRANSFERS THE DOSAGED MATERIAL COMING FROM THE ELECTRONIC WEIGHING BAND TO THE MIXER.MAIN CHASSIS IS MANUFACTURED TO THE NORMS OF ISO 9001 QUALITY USING 40 x 80 x 3mm PROFILE AND 5mm. SHEET METAL. THERE IS A SCALE THAT PREVENTS ESCAPING BACK OF THE MATERIALS ON THE BAND. THE BAND RUBBER IS MANUFACTURED WITH 4 LAYERS FROM 8 mm. CORD MATERIAL CARRIER SURFACE AND PREVENTING BACK ESCAPING CATERPILLAR SURFACE DESIGNED. ROLLS ARE 3'(ø 60mm). ROLLS STATIONS ARE PLACED EACH 75 cm. CAN BE DEMOUNTED AND IS ADJUSTABLE. DRIVEN BY MOTOR AND REDUCER GROUP.MOTOR POWER IS 4 kw. DRIVEN IS TRANSMITTED VIA AN PULLEY.



**(04) - CEMENT SILO 200 TON (BASIC MODEL / DRAIN PIPE)**



CEMENT STORAGE EQUIPMENT. BESIDES ARE WALKING STAIRS FOR EMERGENCIES. THE CAPACITY IS 200 TON AND REPLACEABLE CARTRIDGE FILTER IS PROVIDED. THERE IS ALSO 2 PIECES LEVEL MEASURING CENSOR PROVIDED AND SAFETY VALVE TO PREVENT OVERFILLING. TO DISCHARGE THE SILO INTO THE CEMENT FEEDING SCREW THERE IS A WAM BRAND VALVE. MANUFACTURED AS STEEL CONSTRUCTION USING 5 /6 mm. SHEET METAL.



**FOR EASY SHIPMENT; OPTIONALLY THE SILO CAN BE MANUFACTURED AS DEMOUNTED ( BOLTED)**

FACTORY : TRABZON – ERZURUM DEVLET KARAYOLU ÜZERİ 9.Km. AKOLUK BELEDİYE KARŞISI – ÇAĞLAYAN / TRABZON / TURKEY  
FACTORY : +90 462 357 30 62 / OFFICE : +90 462 321 07 78 / GSM : +90 549 325 66 70 / WEB : [www.vessmachine.com](http://www.vessmachine.com) / Email : [abdoul@beyazligroup.com](mailto:abdoul@beyazligroup.com)




Please consider the environment before printing this document

**(05) - Ø200 7-9 METER RANGE CEMENT SCREW (WAM)**



TAKES THE NEEDED CEMENT FOR MORTAR FROM THE SILO TO FEED THE WEIGHING CONVEYOR . WAM BRAND. 8'(Ø219 mm ) MOTOR POWER IS 9,2 Kw. SILO CONNECTION POINT IS MOVABLE.

**(06) - SINGLE MIXER INSTALLATION PLATFORM**





INSTALLATION PLATFORM FOR TWINSHAFT AND PAN TYPE MIXERS. MANUFACTURED USING NPU 120. BESIDES IS A WALKING PLATFORM FOR THE OPERATOR. IS DESIGNED FOR INSTALLATION OF 1 MIXER.





**(07) – 4m<sup>3</sup> MIXER TWINSHAFT (ABRASION SHEET METAL)**



THE MIXER IS PROVIDING HOMOGENEOUS MIXING OF AGGREGATE. MOTOR POWER IS 2 x 90 kw. HANDLE SYSTEM IS AS REPLACEABLE DESIGNED. BY THE PALLETS HANDLE - BY BASE WEAR PLATES AND BY ABRASION SHEET METAL HARDOX / ST 52 - A1 QUALITY MATERIAL IS USED.


**(08) – WEIGHING HOPPER (CEMENT / WATER /ADDITIVE / COLOR PIGMENT )**



THIS DEVICE IS PROVIDING THE WEIGHING AND SENDING MATERIALS SUCH AS CEMENT – COLOR PIGMENT AND ADDITIVES TO THE MIXER. THE WEIGHING IS PROVIDED WITH 3 PIECES OF 2000 Kg. LOADCELL. WAM BRAND ACTUATOR WITH VALVE AND MICRO SWITCH IS USED. **WATER** ; WILL BE ADDED TO THE MORTAR VIA WEIGHING HOPPER OR DIGITAL WATER METER. THE CAPACITY OF ADDITIVE WEIGHING HOPPER IS 400kg. COLOR PIGMENT WEIGHING HOPPER IS 300kg.





**(09) – BELT CONVEYOR ( 10 mt x 0.50 mt x 8 mm)**



EQUIPMENT IS POSITIONED ON THE OUTPUT OF THE MIXER. TRANSFERS THE PREPARED MORTAR TO THE MORTAR HOPPER. THE MAIN CHASSIS IS MANUFACTURED TO THE NORMS OF ISO 9001 QUALITY USING 40 x 80 x 3mm PROFILE AND 5mm. SHEET METAL. THERE IS A SHEET METAL THAT PREVENTS ESCAPING BACK OF THE MATERIALS OF THE BAND. THE BAND RUBBERS ARE MANUFACTURED WITH 4 LAYERS FROM 8 mm. CORD MATERIAL. ROLLS ARE 3'(ø 60mm). ROLLS POSITIONS ARE PLACED 1 BY EACH 75 cm. CAN BE DEMOUNTED AND IS ADJUSTABLE. DRIVEN BY MOTOR AND REDUCER GROUP.MOTOR POWER IS 4 kw. DRIVEN IS TRANSMITTED VIA AN PULLEY.

**(10) – VESS 24.1 FULLY AUTOMATIC FORKLIFT – SINGLE MORTAR HOPPER MACHINE**





HYDRAULIC UNIT/ BOSCH-REXROTH

VIBRATION SYSTEM/ STRIKE FORCE ADJUSTABLE/VIBRATION FORCE : 48.000 KG

MAIN CHASSIS / CAN BE OPENED FROM ONE SIDE

FULLY AUTOMATIC AUTOMATION SYSTEM / TELEMECHANIC – SIEMENS

EASY HEIGHT ADJUSTMENT VIA JACK –GRILL SHAKE SYSTEM



NUMBER OF MORTAR HOPPER : 1 PIECE // MORTAR SILO CAPACITY : 4 m<sup>3</sup> // PRODUCTION TYPE : SINGLE ROW PRESS


MACHINE TOTAL WEIGHT : 26.000 KG // TOTAL MOTOR POWER : 115 KW

MAIN CHASSIS : 200 x 200 x 8 mm.CLOSED PROFILE // WIDTH :300 cm.// LENGTH:730 cm.// HEIGHT :250 cm

COLUMN SHAFTS : 100 mm.DIAMETER 8 PIECES CHROME SHAFT BEARINGS

HYDRAULIC PISTONS: BRONZ BEARING AND SPECIAL CUSHIONING SYSTEM IS USED







**MORTAR UNIT BASE PLATES: HARDOX 450**


**MORTAR UNITS:ST 52 A-1 QUALITY OR HARDOX 450**

**MORTAR UNIT STABILIZER ROLLER BEARINGS: SKF OR FAG**

**ALL THE WHEELS ON THE MACHINE: HIGH CARBON CONTENT CK-45 OR 4140**


**SURFACE HARDENING VIA INDUCTION**






**LOWER VIBRATOR QUANTITY :** 4 x 7,5 kw. SPECIAL COUPLED SERVO-VIBROMOTOR./ **VIBRATOR COOLING FAN:** DUE THE SPECIAL PRODUCTION OF LOW-AMPERAGE THERE IS NO OVERHEATING PROBLEM./ **UPPER VIBRATOR QUANTITY:** 4 x 2,2 kw SPECIAL VIBROMOTOR./ VIBRATION COOLING CAPACITY : 22.000 Kcal. // **ALL VIBRATIONS:** IT GIVES A MINIMUM VIBRATION TO THE MACHINE BODY USING A SPECIAL DAMPENING SYSTEM.

**HYDRAULIC BLOCK UNITS:** PRODUCED WITH ACCURACY ON THE FULL AUTOMATIC CNC LATHES USING SFERO MATERIALS. FOR THE CLEANING OF THE UNIT AND SURFACE COATING ARE DIFFERENT TYPES CHEMICAL MATERIALS USED. /**HYDRAULIC WORKING PRESSURE :**200 BAR/**HYDRAULIC COOLING UNIT :** FAN SYSTEM/**HYDRAULIC UNIT ENGINE POWER :** 77 Kw / **RETURN FILTER :** INCLUDED.





**HYDRAULIC OIL TANK CAPACITY** : 1000 LT / **HYDRAULIC UNIT VALVES**: BOSCH-REXROTH/**OTHER VALVES** : BY THE MORTAR UNIT AND MOULDS ARE PROPORTIONAL VALVES USED IN ORDER TO PROVIDE FULL CONTROL/  
**HYDRAULIC PUMP** : BOSCH-REXROTH CASTING BODY / **HYDRAULIC UNIT MOTORS** : USED WITH THE ACCORDANCE OF ISO QUALITY STANDARDS.



**PRESSING SPEED: 28 Sec. // PALLET DIMENSION: 140cm x 180cm x 8cm**

**PRODUCTION CAPABILITY** : INTERLOCKING CONCRETE PAVER (**ONE PRESS**) : 56 Pcs.// ( **8 HOURS** ) 1.500 m<sup>2</sup>

**PRODUCTION CAPABILITY** : 15 x 40 x 20cm BRICKS (**ONE PRESS**) : 30 Pcs. // ( **8 HOURS** ) 30.000 Pcs.


**PRODUCTION CAPABILITY** : 20 x 40 x 20cm BRICKS (**ONE PRESS**) : 24 Pcs. // ( **8 HOURS** ) 24.000 Pcs.

**PRODUCTION CAPABILITY**: 25 x 40 x 20cm BRICKS (**ONE PRESS**) : 18 Pcs. // ( **8 HOURS** ) 18.000 Pcs.

FACTORY : TRABZON – ERZURUM DEVLET KARAYOLU ÜZERİ 9.Km. AKOLUK BELEDİYE KARŞISI – ÇAĞLAYAN / TRABZON / TURKEY  
FACTORY : +90 462 357 30 62 / OFFICE : +90 462 321 07 78 / GSM : +90 549 325 66 70 / WEB : [www.vessmachine.com](http://www.vessmachine.com) / Email : [abdoul@beyazligroup.com](mailto:abdoul@beyazligroup.com)



Please consider the environment before printing this document




## OTHER

ALL MECHANICAL PARTS ARE MODULAR AND STANDARD PRODUCTION. THERE IS SPARE PARTS INVENTORY. PROVIDING YOU GREATLY SAVE YOUR TIME BECAUSE OF THE OPENING CHASSIS BY CHANGING THE MOULD. GIVES YOU THE POSSIBILITY TO PRODUCE ALSO INSULATED BLOCKS USING THE OPTIONALLY EQUIPMENTS.

**PRODUCTION STAFF:** 4 EMPLOYES (1 FOR MACHINE CONTROL // 2 FOR THE FORKLIFT // 1 FOR LOADER) DURING THE COMMISSIONING STAGE OF THE MACHINE WE PROVIDE TRAINING TO THE STAFF DETERMINED BY YOU, FREE OF CHARGE.)

**EXPORT TRANSPORT VOLUME AVERAGE :** EXCEPT THE PALLETS 1 PIECE OF FLAT CONTAINER + 4 Pcs. 40 ft OPEN TOP CONTAINER + 4 Pcs. 40 ft HQ CONTAINER.



## (11) – FRONT FULL PALLET STACKING ROBOT (ELEVATOR)


IT IS THE LIFTING SYSTEM FOR THE PRODUCTS PRESSED BY THE MACHINE ON THE PALLETS

## (12) – PALLET FEEDING AND ROTATING CONVEYOR

MOVES THE PALLETS COMING FROM THE FULL PALLET STACKER TO THE STATIONS , THE RANKING IS MADE BY PLC. PROVIDES THE COLLECTING OF THE PRODUCTS VIA COLLECTING ROBOT, CLEANING OF THE PRODUCTS BY A BRUSH AND REVERSING OF THE PALLETS BY A REVERSING ROBOT.



## (13) – REAR EMPTY PALLET ROBOT (UNLOADER)

THE LOWERATOR SYSTEM PROVIDES THAT THE PALLETS ARE UNLOADED ONE BY ONE TAKEN FROM THE CURING ROOM BY A FORKLIFT AND SEND TO THE AUTOMATIC PRODUCT COLLECTING ROBOT.




## (14) – PRODUCT CLEANING BRUSH / (15) – PALLET CLEANING BRUSH

**PRODUCT CLEANING BRUSH** CLEANS THE SCRAPS MAY OCCUR ON THE PRODUCTS DURING THE PRESSING. **PALLET CLEANING BRUSH** CLEANS THE STONE DUST ON THE PALLETS AFTER CONCRETE BLOCKS ARE COLLECTED. **MOTOR POWERS:** 0,37 KW **BRUSH DIAMETER** 300 mm **CYCLE:** 80 M/C.






**(16) – PALLET REVERSING ROBOT**



PROVIDES THAT THE PALLETS ARE TRANSFERRED TO THE PRESSING STATION AFTER REVERSING TO USE BOTH SIDES EQUALLY. DRIVEN BY 1,5 kw DRIVE CONTROLLED REDUCER.


**(17) – AUTOMATIC CONCRETE BLOCK COLLECTING ROBOT ( 4 ARMED ROTATED HEAD)**



IT IS THE EQUIPMENT THAT STACKS THE DRIED PRODUCTS ON THE EURO PALLET. IT HAS THE CAPABILITY TO TURN AROUND 360°. IS PNEUMATICALLY DRIVEN AND ENSURES ACCURATE PROTECTION AGAINST CONCRETE BLOCK BREAKAGE. UP AND DOWN / RIGHT – LEFT AND GEAR WHEEL ROTATION MOVEMENTS; OPERATING SYSTEM DRIVEN BY SERVO MOTORS WITH REDUCERS. UP AND DOWN 15kw./ RIGHT – LEFT 5,5 kw. AND GEAR WHEEL ROTATION 3 kw. HEIGHT MEASUREMENT MADE VIA LASER METER.



**(18) – EURO PALLET UNLOADER ROBOT**





SEPARATE THE PALLETS NEEDED FOR SHIPPING ONE BY ONE AND SEND TO THE PACKAGING STATION.

**(19) – EURO PALLET FEEDING CONVEYOR**

COLLECTING ROBOT FOR THE PALLETS UNLOADED ONE BY ONE AND SEND TO THE VERTICAL AND HORIZONTAL STRIPING ROBOT. CAN BE DESIGNED TO PROVIDE PACKAGING WITHOUT EURO PALLETS.


**(20) – VERTICAL STRIPING ROBOT / (21) – HORIZONTAL STRIPING ROBOT**



VERTICAL AND HORIZONTAL STRIPING EQUIPMENTS FOR THE PRODUCTS, STACKED ON THE EURO PALLET BY CONCRETE PRODUCT COLLECTING ROBOT. HAS THE FEATURE TO OPERATE FULLY AUTOMATIC.




**(22) – FORKLIFT 3 TON – DIESEL / FOR PRODUCTION h: 4,20 mt**




IS USED FOR THE TRANSPORTATION OF THE STACKED PALLETS TO THE DRYING ROOM AND TRANSFERS THE PALLETS TO THE REAR EMPTY PALLET UNLOADER ROBOT, COMING FROM THE DRYING ROOM. TRANSFERS ALSO THE PRODUCTS READY FOR SHIPMENT TO THE STOCKING AREA WHICH ARE ALREADY PACKED DIESEL – ISUZU MOTOR 3 TON CARRYING CAPACITY AND h; 4.20 MT LIFTING CAPABILITY.




**(23) – STEEL FRAMED PALLET WITH PROFILE 24 / 56**





CONCRETE BLOCKS ARE PRESSED ON THIS EQUIPMENT. DIMENSIONS 140cm x 180cm x 8cm. THE PALLETS ARE TRANSFERRED TO THE COLLECTING ROBOT VIA THE PALLET TURNING SYSTEM AFTER THE PRODUCTS ARE DRIED ON THE PALLETS. AFTER THE COLLECTING OF THE PRODUCTS THE PALLETS ARE SEND TO THE TUMBLING CONVEYOR ON THE SAME LINE TO TURN UP SIDE DOWN TO USE BOTH SIDES OF THE PALLETS. THEN THE PALLETS ARE INSERTED IN TO THE MACHINE TO USE FOR PRESSING AGAIN. TOP AND BOTTOM SURFACES ARE PURGED - HUMIDITY REDUCED TO %20 - INTERNALLY CONNECTED - INTERNALLY MARINE ADHESIVE USED - NO KNAG OR IRRIGATION ON THE SURFACE - PRODUCED FROM FIRST QUALITY TREES. FRAMED WITH SIDE METAL SHEETS OF 8 cm WIDTH AND MIN. 4 mm THICKNESS ST-37 A-1 QUALITY METAL.



**(24) – FULLY AUTOMATIC MACHINE ELECTRIC UNIT 24 / 56**



OPERATING SYSTEM EXIST OF COLLECTED POWER AND CONTROL PANELS GATHERED IN ONE UNIT . THANKS TO THE LARGE AND COLOR TOUCH DISPLAY USER'S SETTINGS CAN BE DONE EASILY. ALL PANELS ARE INCLUDED IN HIGH PROTECTION CLASS. FAN'S AND DEHUMIDIFIERS ARE AVAILABLE INSIDE THE PANEL. BUTTONS ARE PLACED EXTERNALLY FOR MANUAL USE OF THE SYSTEM. THE USED PARTS ARE TELEMECANIC AND SIEMENS BRANDS. REMOTE CONTROL WITH WIFI IS OPTIONALLY AVAILABLE. UNIT IS PROGRAMMED WITH REMOTE CONTROL FOR MAINTANENCE AND FAULT DETECTION. THERE ARE STOP BUTTONS TO INTERVENE IN CASE OF EMERGENCY. ALL MOVEMENTS OF THE MACHINE ARE PERFORMED BY THE PLC UNIT.




**(25) – MACHINE OPERATOR CABIN**



INCLUDES ALL THE CONTROL PANELS. FOR MORE EFFECTIVE INTERVENTION IN CASE OF EMERGENCY IS LOCATED RIGHT IN THE MIDDLE OF THE FACILITY. IT IS SURROUNDED BY WINDOWS WITH ISOLATED GLASS TO EASILY MONITORING OF THE FACILITY. MAIN CHASSIS 3 mm.MANUFACTURED FROM TWISTED STEEL TO INCREASE THE STRENGTH. TO PREVENT AGAINST HEAT AND NOICE IS COVERED WITH SPECIAL INSULATING MATERIAL. INSIDE THE CABIN IS LIVING AREA FOR THE OPERATOR AND PLUG BUTTONS AVAILABLE.


**(26) – DIFFERENT TYPES CONCRETE BRICK MOULDS ( ST 52 )**




**PAVING BLOCK MOULD MONOBLOCK** : MANUFACTURED FROM SPECIAL MOULD STEEL. PRESSING LININGS ARE TO BE ACCUSTOMED IN TO THE MOULD SECTION. IS READY TO USE AFTER HARDENING WITH INDUCTION.  
**STEEL CONSTRUCTION MOULDS** : AFTER DESIGNING THE MOULDS DIMENSIONS WILL BE BROUGHT TO THE DESIRED VALUE USING WEAR RESISTANT SPECIAL SHEET METAL WITH STEEL CONSTRUCTION SYSTEM.  
**CURBSTONE MOULD BLADES** ARE READY TO USE AFTER SAWDUST REMOVAL PROCESSING FROM THE CK 45 SHEET METALS AND HARDENINGS PROCESS VIA INDUCTION.



## SAMPLE CONCRETE HOLLOW BLOCK MODELS



## SAMPLE CONCRETE BLOCK MODELS







## COMMERCIAL TERMS

**CODE : V-011** THIS CAMPAIGN IS VALID UNTIL 30.06.2019. DELIVERY TIME ; MAXIMUM 120 WORKING DAYS. OPERATOR TRAINING ; TRAINING AND OPERATOR CERTIFICATE WILL BE PROVIDED FREE OF CHARGE.

**INFRASTRUCTURE PROJECT ;** WILL BE PROVIDED THROUGH OUR COMPANY FREE OF CHARGE AFTER DISCOVERING AND SOME NECESSARY STUDIES ARE MADE.

**COMMISSIONING AND TEST PRODUCTION ;** THE EXPENSES FOR VISA (IF NECESARRY ) FOR THE TECHNICAL TEAM - FLIGHT TICKETS - TRANSFER - ACCOMODATION AND HYDRAULIC OIL FOR THE MACHINE WILL BE PAID BY THE PURCHASER.

**SHIPPING ;** CAMPAIGN PRICES ARE FACTORY DELIVERY (EX-WORKS). SHIPPING AND ALL INSURANCE COSTS ARE FOR THE PURCHASER, LOADING COSTS ARE FOR THE SELLER. OUR COMPANY PROVIDES ALL LOGISTICAL SUPPORT FOR THE SHIPMENT OF THE CUSTOMERS. **TAXES ;** BY DOMESTIC SALES 18% , INCENTIVE AND LEASING 1% APPLIED. BY OVERSEA SALES TAXES ARE NOT REQUIRED.

**METHOD OF PAYMENT ;** 30% DOWNPAYMENT BY ORDERING AFTER SIGNING OF THE OFFICIAL CONTRACT, INTERIM PAYMENT OF 30% AND REMAINDER 40% BY DELIVERY VIA BANK TRANSFER. ALL OF OUR PRODUCTS ARE SUITABLE FOR SALE VIA L/C - BANK LOAN AND LEASING.





**OUR AGREEMENTS ;** ARE APPROVED BY CHAMBER OF INDUSTRY AND TRADE FOR DOMESTIC SALES, BY OVERSEAS SALES APPROVED BY THE EXPORTERS UNION. IT HAS THE INTERNATIONAL NORMS AND VALIDITY.

**WARRANTY ;** ALL OF OUR PRODUCTS ARE UNDER WARRANTY AGAINST MANUFACTURING FAILURES FOR A PERIOD OF 2 YEARS. OPTIONALLY WARRANTY PERIOD CAN BE EXTENDED UPTO 2 + 3 = 5 YEARS BY ADDING THE PRICE DIFFERENCE OF 5%

**AFTER SALES AND SPARE PARTS ;**BY POSSIBLE FAILURES THE INTERVENE TIME IS DOMESTIC 48 HOURS - INTERVENE TIME GLOBALLY IS MAXIMUM BETWEEN 72 AND 120 HOURS. THIS TIME SCHEDULE IS NOT RELEVANT FOR COUNTRIES WHICH ARE REQUESTING A INVITATION FOR VISA. OUR WARRANTY COMMITMENTS ARE SIGNED BY THE OFFICIAL FORMAL CONTRACT.



## PHOTO GALLERY



## CONTACT

TURKEY 	
Contact Person:	Gökhan Özdemir
Cell :	+90 (549) 325 66 67
Phone :	+90 (543) 868 53 04
E-mail:	gokhan@beyazligroup.com

RUSSIA 	
Contact Person:	Tolga Kalelioğlu
Cell :	+90 (549) 325 66 62
Phone :	+90 (462) 321 07 78
E-mail:	tolga@beyazligroup.com

FRANCE 	
Contact Person:	Mohamed Thiam
Cell :	+90 (549) 325 66 60
Phone :	+90 (462) 321 07 78
E-mail:	mohamed@beyazligroup.com

LIBYA 	
Contact Person:	Mouad Mazour
Cell :	+218 (911) 620 035
Phone :	+90 (541) 868 54 59
E-mail:	mouad@beyazligroup.com

GEORGIA 	
Contact Person:	Lasha Gabaidze
Cell :	+995 (571) 912 626
Phone :	+90 (549) 325 66 64
E-mail:	lasha@beyazligroup.com

SAUDI ARABIA 	
Contact Person:	Abdurrahim Temur
Cell :	+90 (544) 549 41 99
Phone :	+90 (462) 321 07 78
E-mail:	temur@beyazligroup.com

AZERBAIJAN 	
Contact Person:	Anar Nazarov
Cell :	+994 (702) 002 677
Phone :	+90 (549) 325 66 61
E-mail:	gokhan@beyazligroup.com

UKRAINE 	
Contact Person:	Tolga Kalelioğlu
Cell :	+90 (549) 325 66 62
Phone :	+90 (462) 321 07 78
E-mail:	tolga@beyazligroup.com

OMAN 	
Contact Person:	Abdurrahim Temur
Cell :	+90 (544) 549 41 99
Phone :	+90 (462) 321 07 78
E-mail:	temur@beyazligroup.com

ALGERIA 	
Contact Person:	Mouad Mazour
Cell :	+90 (541) 868 54 59
Phone :	+90 (462) 321 07 78
E-mail:	mouad@beyazligroup.com

AFRICA 	
Contact Person:	Abdoul Wahabou
Cell :	+90 (549) 325 66 70
Phone :	+90 (462) 321 07 78
E-mail:	abdoul@beyazligroup.com

MOROCCO 	
Contact Person:	Soumia Boukebir
Cell :	+90 (549) 325 66 69
Phone :	+90 (462) 321 07 78
E-mail:	soumia@beyazligroup.com



[www.beyazligroup.com](http://www.beyazligroup.com) /// [www.vessmachine.com](http://www.vessmachine.com) /// [abdoul@beyazligroup.com](mailto:abdoul@beyazligroup.com)

