



B E Y A Z L I G R U P



## PLANT PRICE

**87.698 EURO**

**VESS CONCRETE BATCHING PLANT CAPACITY HOUR / 45 m<sup>3</sup> CONCRETE**

FACTORY : TRABZON – ERZURUM DEVLET KARAYOLU ÜZERİ 9.Km. AKOLUK BELEDİYE KARŞISI – ÇAĞLAYAN / TRABZON / TURKEY  
FACTORY : +90 462 357 30 62 / OFFICE : +90 462 321 07 78 / GSM : +90 549 325 66 70 / WEB : [www.vessmachine.com](http://www.vessmachine.com) / Email : [abdoul@beyazligroup.com](mailto:abdoul@beyazligroup.com)



Please consider the environment before printing this document

## PLANT DESCRIPTION

**PRODUCT DESCRIPTION:** THIS IS THE SYSTEM TO MAKE CONCRETE FROM MIXTURE OF AGGREGATE, CEMENT, WATER AND CONCRETE ADDITIVES WITH SPECIFIC RATIO. SYSTEM STARTS OPERATION WITH DOING DOSAGE. ELECTRONIC WEIGHING BELT UNDER THE HOPPER WEIGH THE AGGREGATES AND TAKE THEM ON THE BELT. IN THE SAME TIME THE CEMENT, WATER AND ADDITIVE WEIGHING OPERATION MADE IN THEIR SPECIAL REGION. IN THE SECOND PART, THE DOSAGED PRODUCTS TRANSFERS THE MIXER AND STARTS MIXING. IN THE LAST PART, READY MIXTURE TRANSFERS TO TRANSMIXER UNDER THE CONCRETE BATCHING PLANT SENDING HOPPER THIS OPERATION FINISHES WITH LOADING OF REQUESTED VOLUME OF CONCRETE.

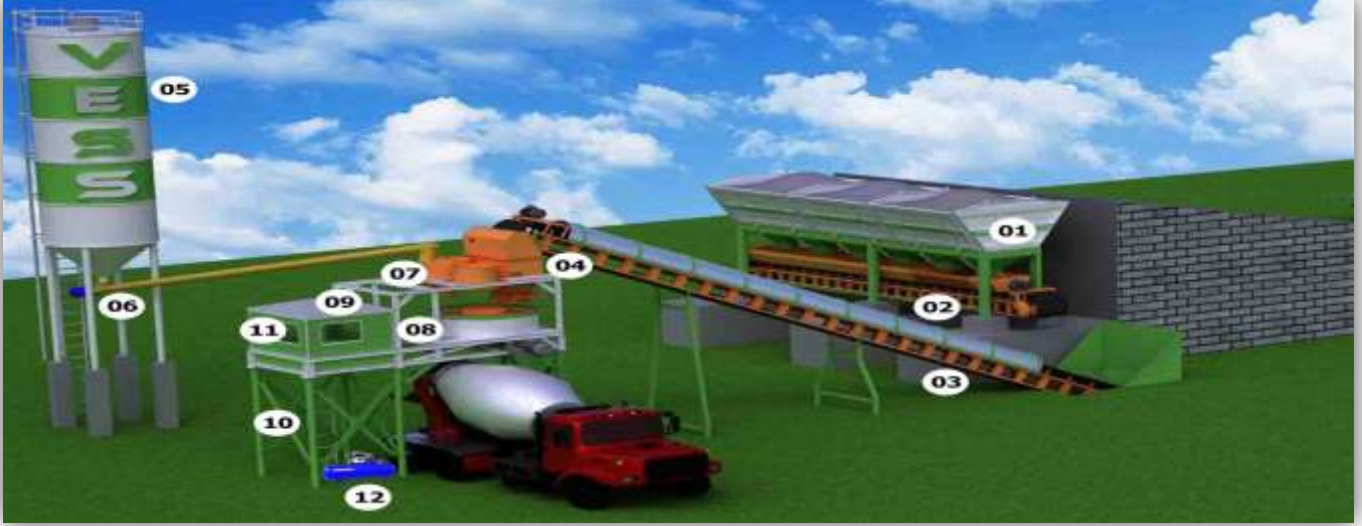
**VESS 45 m<sup>3</sup> PLANT:** MACHINE IS DESIGNED WITH FULLY AUTOMATIC OPERATING SYSTEM. DESIGNED TO WORK 24 HOURS. EQUIPMENT LIST WITH PRICES, PREPARED RELATED TO THE NUMBERED INSTALLATION LAYOUT IS GIVEN BELOW. SAMPLE LAYOUT IS PREPARED AS TURNKEY PROJECT TO COMPLETE PLANT. CONTAINED EQUIPMENTS CAN BE REMOVED, REDUCED OR TO BE INCREASED. ([Please visit our website and ask for offer](#))

FOR A PLANT WITH THESE FEATURES THE RECOMMENDED CURING AND STOCK AREA SHOULD BE MINIMUM **1.250 m<sup>2</sup>**. THERE IS NO OBLIGATION FOR ROOFING. THE PREPARED CONCRETE FLOOR SHOULD BE MINIMUM **1/5** OF THE TOTAL PLANT AREA.

**VESS 45 m<sup>3</sup> / HOUR PLANT – SHIPPING VOLUME 1 PIECE FLAT / 2 PIECES 40’Ft HQ CONTAINER**



## PLANT INSTALLATION LAYOUT



## PRICE LIST ACCORDING TO THE INSTALLATION LAYOUT

No	DESCRIPTION	QUANTITY	PRICE(EURO)	TOTAL(EURO)
01	CENTRAL TYPE AGREGA HOPPER 3 x 10m <sup>3</sup> (PNEUMATIC COVER)	1	11.150	11.150
02	CENTRAL TYPE 3 x 10m <sup>3</sup> WEIGHING BELT UNDER THE HOPPER ( LOAD CELL)	1	5.250	5.250
03	CENTRAL TYPE AGREGA TRANSFER BELT ( 18 mt x 60 cm x 10 mm - 4 LAYERS )	1	6.248	6.248
04	CENTRAL TYPE HOLDING HOPPER 1,5m <sup>3</sup> (PNEUMATIC COVER)	1	1.060	1.060
05	CENTRAL TYPE CEMENT SILOS 60 TON (BASIC MODEL/DISCHARGE PIPE)	1	9.410	9.410
06	CENTRAL TYPE CEMENT FEEDING SCREW (219 Ø - 10/12 mt )	1	4.460	4.460
07	CENTRAL TYPE CEMENT WEIGHING SYSTEM 450 KG CEMENT CAPACITY	1	1.720	1.720
✓	CENTRAL TYPE WEIGHING SYSTEM 30 KG ADDITIVE CAPACITY	1	670	670
✓	CENTRAL TYPE WEIGHING SYSTEM 400 KG WATER CAPACITY	1	1.180	1.180
08	CENTRAL TYPE PAN MORTAR MIXING MIXER / 0,7 m <sup>3</sup> CAPACITY	1	24.500	24.500
09	45 m <sup>3</sup> CENTRAL /OPERATOR CONTROL CABINS	1	2.150	2.150
10	45 m <sup>3</sup> CENTRAL / MIXER INSTALLATION PLATFORM	1	4.150	4.150
11	45 m <sup>3</sup> CENTRAL / ELECTRIC -AUTOMATION PANELS	1	7.655	7.655
✓	45 m <sup>3</sup> CENTRAL / AUTOMATION SOFTWARE	1	4.775	4.775
12	COMPRESSOR 500 lt / 8 BAR	1	2.350	2.350
✓	COMPRESSOR 500 lt -PNEUMATIC AIR INSTALLATION	1	970	970
▶			<b>SUB TOTAL(EURO):</b>	<b>87.698</b>





## PRODUCT DESCRIPTION ACCORDING TO THE PLANT INSTALLATION LAYOUT

### (01) AGREGA HOPPER 3 x 10 m<sup>3</sup> (PNEUMATIC SYSTEM)



THIS HOPPER IS THE EQUIPMENT FOR MATERIALS AS SAND, GRAVEL, STONE DUST ETC. NEEDED FOR THE MIXTURE. UNDER EACH HOPPER IS 1 UNLOADING COVER, IS DESIGNED TO MAKE ACCURATE WEIGHING. **THE HOPPER** CONSIST OF COMBINED COVERS WITH HINGES AND BOLTS. COVERS ARE STRENGTHENED WITH 4 mm. METAL SHEET 3 PIECE OF TWISTED METAL SHEET AND NPL PROFILE. **CHASSIS** IS MANUFACTURED TO THE NORMS OF ISO 9001 QUALITY AND ACCORDING TO ALL DIN NORMS USING 120 x 120 x 6 mm. THICK PROFILE AND METAL SHEET. **BY UNLOADING FUNNELS** IS 5 mm. THICK METAL SHEET IS USED. BY THE SMOOTH SURFACES ARE ALSO 3mm. REPLACEABLE WEAR PLATE. **COVERS** ARE MANUFACTURED USING 10 mm METAL SHEET, THE FLOWING IS STRENGTHENED WITH THE VIBROMOTOR ON THE HOPPER. OPENING OF THE COVERS IS DRIVEN BY THE PNEUMATIC SYSTEM. EACH COVER IS CONTROLLED BY A PNEUMATIC VALVE.



**(02) - 3 x 10 m<sup>3</sup> WEIGHING BELT UNDER THE AGREGA HOPPER (LOAD CELL)**



THIS CONVEYOR ALLOWS THE WEIGHING OF THE AGGREGATE IN THE HOPPER AND AFTER WEIGHING TRANSFERS THE AGGREGATE TO THE TRANSFER BAND. POSITIONED JUST BELOW THE AGGREGA HOPPER. IT CONTAINS **5 COMPONENT** WEIGHING COMPARTMENT, CHASSIS, CONVEYOR TIRE, ROLLS WEIGHING SYSTEM AND MOTOR REDUCTOR GROUP.

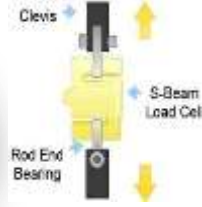


**WEIGHING COMPARTMENT:** THIS IS THE COMPARTMENT WHERE IS THE AGGREGA COMING FROM THE HOPPER DISCHARGE COVER STOCKED. USED 5 MM SHEET METAL. DESIGNED BENDING TO INCREASE THE STRENGTH. INCLUDING FLOW CONTROL PANEL TO EXTEND THE BAND TIRES LIFE AND REDUCE THE LOAD ON THE BAND. THE WEIGHING COMPARTMENT IS COMPLETELY REMOVABLE AND SEPARABLE.

**CHASSIS:** ELECTRONIC WEIGHING BELT CHASSIS MANUFACTURED TO THE NORMS OF ISO 9001 QUALITY AND TO THE DIN NORMS, USING 40 x 60 x 3mm PROFILE AND SHEET METAL. ROLL STATIONS ARE PLACED EACH 60 cm TO PREVENT THE FLEE BACK.







**CONVEYOR BELT TIRE:** ELECTRONIC WEIGHING BELT TIRE IS 4 LAYERS OF 10 mm. CORD MATERIAL. IT IS VERY DURABLE.

**ROLLS:** ROLLS ARE 2' ( Ø 60 mm ) STANDARD PRODUCTION. ROLL STATIONS ARE PLACED EACH 60 cm. CAN BE DEMOUNTED AND IS ADJUSTABLE.


**WEIGHING SYSTEM:** WEIGHING IS PERFORMED WITH 6 PIECE LOADCELLS OF 1 TON CAPACITY (ELECTRONIC LOAD CELL). TO PREVENT THE HANG DOWN IN THE MIDDLE OF THE RUBBER BAND AND TO PERFORM A STABLE WEIGHING 2 PIECES EXTRA LOADCELL IS PLACED.



**MOTOR-REDUCER GROUP:** DRIVEN BY MOTOR-REDUCER GROUP. MOTOR POWER IS 7,5 kw. DRIVEN IS TRANSMITTED VIA AN PULLEY.



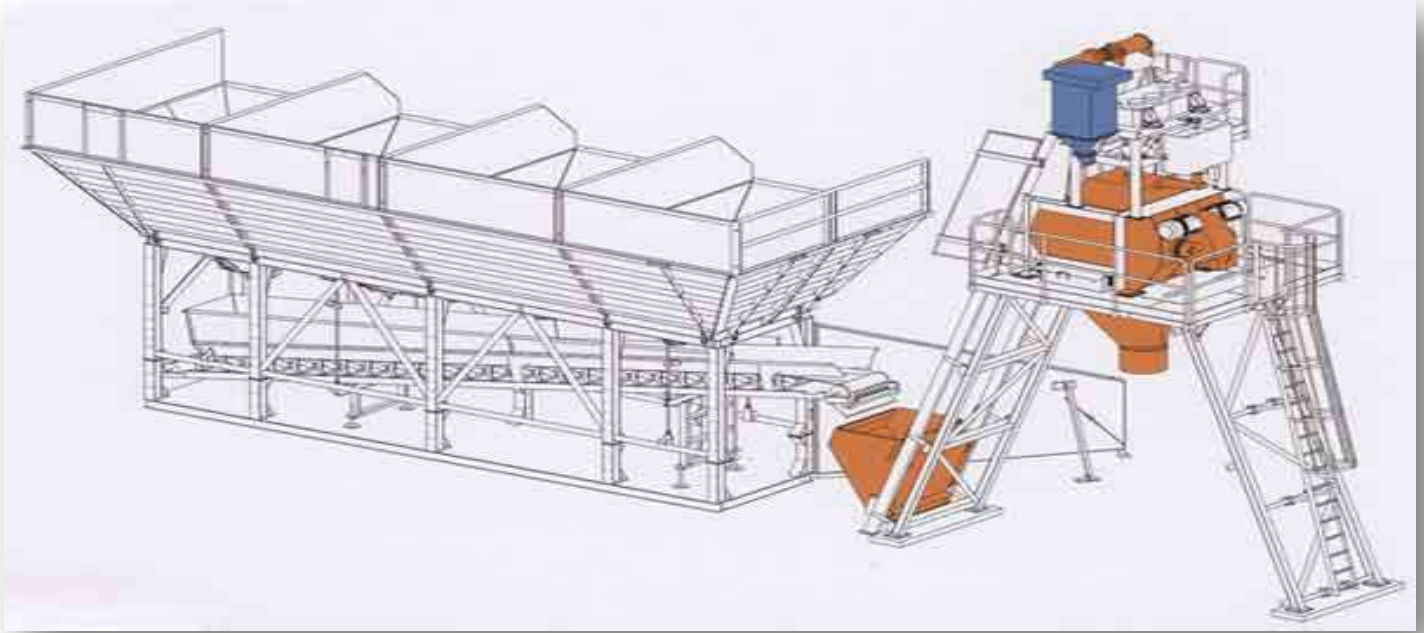
## (03) – AGREGA TRANSFER BELT (18 mt x 60 cm x 10 mm – 4 LAYERS)



THIS EQUIPMENT TRANSFERS THE DOSAGED MATERIAL COMING FROM THE ELECTRONIC WEIGHING BAND TO THE AGREGA HOLDING HOPPER. POSITIONED END OF THE WEIGHING BELT UNDER THE HOPPER. LENGTH IS 18 mt AND WIDTH IS 60 cm. PREVENT THE FLEE BACK THROUGH FIGURE ON IT. MAIN CHASSIS IS MANUFACTURED TO THE NORMS OF ISO 9001 QUALITY USING 40 x 60 x 3mm PROFILE AND 5mm. SHEET METAL. THE BAND RUBBER IS MANUFACTURED WITH 4 LAYERS FROM 10 mm. ROLLS ARE 2'(ø 60mm). ROLLS STATIONS ARE PLACED EACH 75 cm. CAN BE DEMOUNTED AND IS ADJUSTABLE. DRIVEN BY MOTOR AND REDUCER GROUP. MOTOR POWER IS 11 kw. **WALKING ROAD:** AGREGA TRANSFER BAND HAS WALKING ROAD FROM THE FLOOR TO THE CENTRAL. THROUGH THIS ROAD SERVICE AND MAINTENANCE IS EASY.







OPTIONALLY,AGREGA CAN TRANSFER TO MIXER ALSO WITH BUCKET SYSTEM.

#### (04) – AGREGA HOLDING HOPPER 1,5 m<sup>3</sup> (PNEUMATIC COVER)



THE PLACE WHERE THE READY WEIGHED AGREGAS HOLD AS A RESERVED. WITH THIS, DOSAGED AGREGA STAYS HERE WHILE MIXING OPERATION AND SAVE THE TIME WHILE LOADING AGAIN. AGREGA HOLDING HOPPER MANUFACTURED 5 mm SHEET METAL AND NPL 70 BRACKET. **UNLOADING FUNNELS** IS 5 mm. THICK METAL SHEET IS USED. BY THE SMOOTH SURFACES ARE ALSO 3mm. REPLACEABLE WEAR PLATE. **COVERS** ARE MANUFACTURED USING 5 mm METAL SHEET, THE FLOWING IS STRENGTHENED WITH THE PNEUMATIC SYSTEM ON THE HOPPER.





## (05) – CEMENT SILO 60 TON (BASIC MODEL/ DRAIN PIPE)

CEMENT STORAGE EQUIPMENT. THE CAPACITY IS 60 TON. IS USED 1 PIECE IN OUR CAMPAIGN. BESIDES ARE WALKING STAIRS FOR EMERGENCIES. TO DISCHARGE THE SILO INTO THE CEMENT FEEDING SCREW THERE IS A WAM BRAND VALVE. MANUFACTURED AS STEEL CONSTRUCTION USING 5 /6 mm. SHEET METAL.

**FOR EASY SHIPMENT;** OPTIONALLY THE SILO CAN BE MANUFACTURED AS DEMOUNTED ( BOLTED)



## (06) – CEMENT FEEDING SCREW (Ø 219 - 10/12 mt )

TAKES THE NEEDED CEMENT FOR MORTAR FROM THE SILO TO FEED THE WEIGHING CONVEYOR . IS USED 1 PIECE IN OUR CAMPAIGN. 8'(Ø219 mm ) MOTOR POWER IS 9,2 Kw. WAM BRAND IS USED .SILO CONNECTION POINT IS MOVABLE AND POSSIBLE TO TURN ALL ANGLES.



## (07) – WEIGHING SYSTEM (CEMENT 450 kg / ADDITIVE 30 kg / WATER 400 kg ) CAPACITY



THIS DEVICE IS PROVIDING THE WEIGHING CEMENT TO THE MIXER. WEIGHING CAPACITY IS **450 KG**. THE WEIGHING IS PROVIDED WITH **3 PIECES OF 500 Kg. LOADCELL**. WAM BRAND ACTUATOR WITH VALVE AND MICRO SWITCH IS USED. **ADDITIVE**: IT PROVIDES TO WEIGH ADDITIVE AND TRANSFER TO WATER SYSTEM FUNNEL IF THERE IS NEEDED TO PREPARE CONCRETE WITH ADDITIVE . EQUIPMENT HAS **30 KG** CAPACITY AND WEIGHED WITH **50 KG 1 PIECE** LOAD CELL. VALVE FOR THE FUNNEL IS WITH

PISTON TO WORK IN LINES WITHOUT PRESSURE. **WATER**: THIS DEVICE IS PROVIDING THE NEEDED WATER TO THE MIXER. WEIGHING CAPACITY IS **400 KG** . THE WEIGHING IS PROVIDED WITH **3 PIECES OF 500 Kg. LOADCELL**. WAM BRAND ACTUATOR WITH VALVE AND MICRO SWITCH IS USED. THERE ARE TWO LINES TO TAKE WATER IN THE SYSTEM. POSSIBLE TO USE 2. LINE FOR SENSITIVE HUMIDITY RATIO.





(08) – PAN MORTAR MIXING MIXER / 0,7 m<sup>3</sup> CAPACITY



THE EQUIPMENT IS PROVIDING HOMOGENEOUS MIXING OF DOSAGED AGGREGATE.



MIXER TYPE	PAN
CAPACITY	0,7 m <sup>3</sup> CONCRETE WITH WATER
MOTOR POWER	28 kw x 1 PIECE
REDUCE	DIŞSAN
ABRASION SHEET METAL	CHANGABLE

SHEET METAL THICKNESS	10 mm
LUBRICATION	MANUAL
BASE SHEET METAL	15 mm. ST 52-3
HANDLE SYSTEM	CHANGABLE
SIDE ABRASIONS	ST 52-A1





## (09) – OPERATOR CONTROL CABIN

INCLUDES ALL THE CONTROL PANELS. FOR MORE EFFECTIVE INTERVENTION IN CASE OF EMERGENCY IS LOCATED ON THE PLATFORM AND NEXT TO THE MIXER. IT IS SURROUNDED BY WINDOWS WITH ISOLATED GLASS TO EASILY MONITORING OF THE FACILITY. MAIN CHASSIS 3 mm.MANUFACTURED FROM TWISTED STEEL TO INCREASE THE STRENGTH. TO PREVENT AGAINST HEAT AND NOICE IS COVERED WITH SPECIAL INSULATING MATERIAL. INSIDE THE CABIN IS LIVING AREA FOR THE OPERATOR AND PLUG BUTTONS AVAILABLE.



## (10) – MIXER INSTALLATION PLATFORM

A SPECIAL PLATFORM FOR PLACING ON THE MIXER AND OPERATOR CONTROL CABIN. DESIGNED SUITABLE WIDTH AND HEIGHT FOR COMFORTABLE PLACING FOR VEHICLES TO UNLOAD THE CONCRETE. OPTIONALLY, CAN BE DESIGNED TO MAKE NEEDED MIXTURE OF CONCRETE PAVING AND BRICK MACHINES AND SEND TO THE MACHINE. MANUFACTURED USING DIFFERENT SIZES OF NPU WITH DEMOUNTED STEEL CONSTRUCTION . BESIDES IS A WALKING PLATFORM FOR THE OPERATOR.



## (11) – ELECTRIC-AUTOMATION PANEL – BASIC SOFTWARE

**ELECTRIC-AUTOMATION PANEL:** OPERATING SYSTEM EXIST OF COLLECTED POWER AND CONTROL PANELS GATHERED IN ONE UNIT. EASY TO USE WITH WIDE AND COLORFUL TOUCH SCREEN. ALL PANELS ARE INCLUDED IN HIGH PROTECTION CLASS. FAN AND DEHUMIDIFIERS ARE AVAILABLE INSIDE THE PANEL. POSSIBLE TO USE MANUALLY. ALL MOVEMENTS OF THE MACHINE ARE PERFORMED BY THE PLC UNIT. THE USED PARTS ARE TELEMCHANIC AND SIEMENS BRANDS. OPTIOANALLY REMOTE CONTROL VIA WIFI IS AVAILABLE. UNIT IS PROGRAMMED WITH REMOTE CONTROL FOR MAINTANENCE AND FAULT DETECTION. THERE ARE STOP BUTTONS TO INTERVENE IN CASE OF EMERGENCY.

### **AUTOMATION SYSTEM AND BASIC SOFTWARE:**

CENTRAL AUTOMATION WORKS AUTOMATICALLY WITH TOUCH SCREEN ON THE CONTROL PANEL. CONTROL BY SIEMENS PLC. ADVANCED LEVEL PLC PROGRAMS AND ERROR CONTROL ALGORITHMS CAN HAVE A MAXIMUM CAPACITY TO OBTAIN HIGH SCALE AND DOSE SENSITIVITY. MCC AND CONTROL PANEL HAVE BEEN RESISTANT TO HEAVY WORKING CONDITIONS AND ALL KINDS OF ELECTRICAL PROTECTION MEASURED. OPERATOR PANEL DISPLAY ANY PARAMETER SETTING, RECIPES AND CALIBRATION PROCEDURES, PROCESSES, PRODUCTIONS AND FAILURES CAN BE OBTAINED. MANUAL AND AUTOMATIC WORK MAY BE APPLIED ON

LIGHTING MIMIC DIAGRAM. CURRENT AND VOLTAGE VALUES CAN BE MONITORED ON DIGITAL DISPLAYS ON PANEL. FAST AND SECURE, REAL TIME SIMULATIONS FOR OPERATOR. HARD RANGE PARAMETRENE REGULATION,



ALUMINATION AND CALIBRATION PROCEDURES CAN BE DISPLAYED ON THE OPERATOR PANEL; PROCESS, PRODUCTION AND ERROR MESSAGES.

**SCADA CONTROL (OPTIONAL):** PC, PRINTER AND SIEMENS SCADA SOFTWARE PACKAGE, ALL CONTROL AND CONTROL OPERATIONS, ANY REPORTS, FAILURE INDICATIONS CAN BE USED WITH ANIMATION SUPPORT FROM COMPUTER SCREEN. YOU CAN PREPARE THE RECIPE, THE CUSTOMER CAN ENTER INTO THE VEHICLE INFORMATION, AND YOU CAN RECEIVE THE REPAIR PRODUCTION INFORMATION AS REPORT FOR THE LAST YEAR.

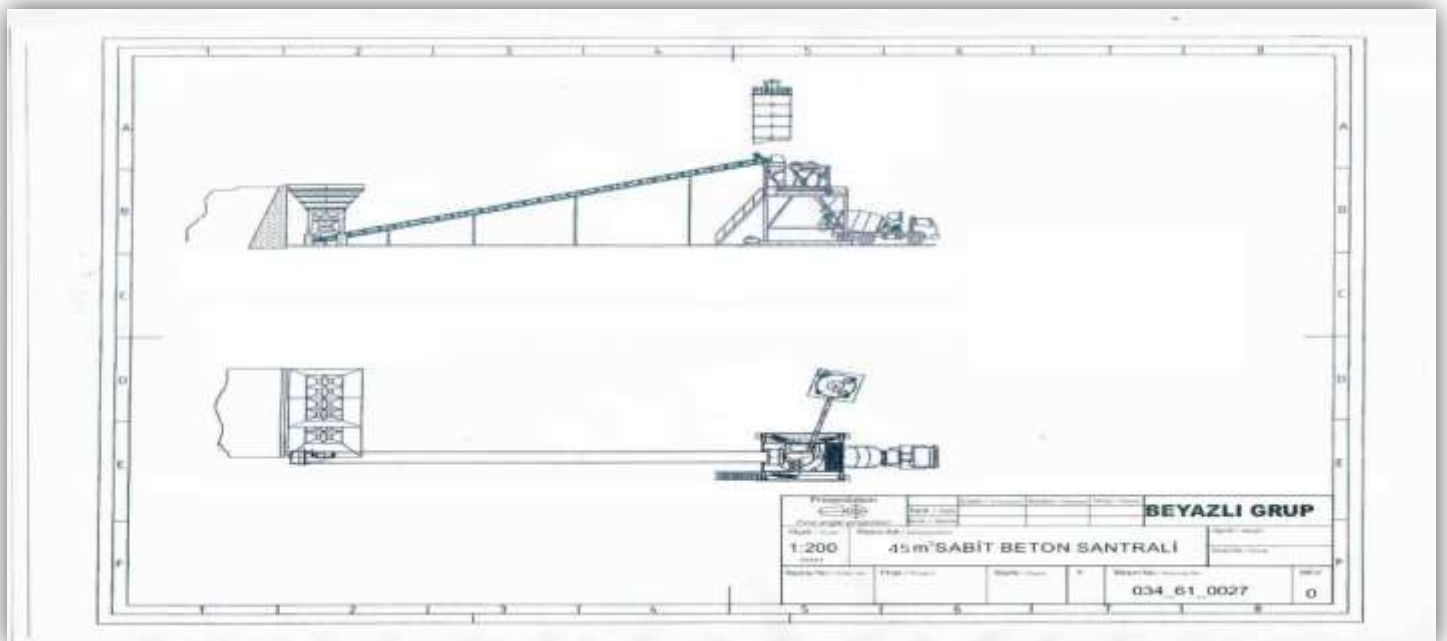




## (12) – COMPRESSOR 500 lt / 8 BAR



EQUIPMENT SUPPLIES PRESSURED AIR . 500 LT / 8 BAR CAPACITY. PROVIDES POWER TO OPEN AND CLOSE HOPPERS COVER, MIXER COVER TO UNLOAD MORTARS COVER AND WEIGHING GROUPS COVER MOVEMENT. COMPRESSOR POSITIONED IN A CENTRAL FIELD GIVES POWER TO ALL MOVEMENTS OF EQUIPMENTS.







## COMMERCIAL TERMS

**CODE : V-032** THIS CAMPAIGN IS VALID UNTIL 30.06.2019. DELIVERY TIME ; MAXIMUM 40 WORKING DAYS. OPERATOR TRAINING ; TRAINING AND OPERATOR CERTIFICATE WILL BE PROVIDED FREE OF CHARGE.

**INFRASTRUCTURE PROJECT ;** WILL BE PROVIDED THROUGH OUR COMPANY FREE OF CHARGE AFTER DISCOVERING AND SOME NECESSARY STUDIES ARE MADE.

**COMMISSIONING AND TEST PRODUCTION ;** THE EXPENSES FOR VISA (IF NECESARRY ) FOR THE TECHNICAL TEAM - FLIGHT TICKETS - TRANSFER - ACCOMODATION AND HYDRAULIC OIL FOR THE MACHINE WILL BE PAID BY THE PURCHASER.

**SHIPPING ;** CAMPAIGN PRICES ARE FACTORY DELIVERY (EX-WORKS). SHIPPING AND ALL INSURANCE COSTS ARE FOR THE PURCHASER, LOADING COSTS ARE FOR THE SELLER. OUR COMPANY PROVIDES ALL LOGISTICAL SUPPORT FOR THE SHIPMENT OF THE CUSTOMERS. **TAXES ;** BY DOMESTIC SALES 18% , INCENTIVE AND LEASING 1% APPLIED. BY OVERSEA SALES TAXES ARE NOT REQUIRED.

**METHOD OF PAYMENT ;** 30% DOWNPAYMENT BY ORDERING AFTER SIGNING OF THE OFFICIAL CONTRACT, INTERIM PAYMENT OF 30% AND REMAINDER 40% BY DELIVERY VIA BANK TRANSFER. ALL OF OUR PRODUCTS ARE SUITABLE FOR SALE VIA L/C - BANK LOAN AND LEASING.

**OUR AGREEMENTS ;** ARE APPROVED BY CHAMBER OF INDUSTRY AND TRADE FOR DOMESTIC SALES, BY OVERSEAS SALES APPROVED BY THE EXPORTERS UNION. IT HAS THE INTERNATIONAL NORMS AND VALIDITY.

**WARRANTY ;** ALL OF OUR PRODUCTS ARE UNDER WARRANTY AGAINST MANUFACTURING FAILURES FOR A PERIOD OF 2 YEARS. OPTIONALLY WARRANTY PERIOD CAN BE EXTENDED UPTO 2 + 3 = 5 YEARS BY ADDING THE PRICE DIFFERENCE OF 5%

**AFTER SALES AND SPARE PARTS ;**BY POSSIBLE FAILURES THE INTERVENE TIME IS DOMESTIC 48 HOURS - INTERVENE TIME GLOBALLY IS MAXIMUM BETWEEN 72 AND 120 HOURS. THIS TIME SCHEDULE IS NOT RELEVANT FOR COUNTRIES WHICH ARE REQUESTING A INVITATION FOR VISA. OUR WARRANTY COMMITMENTS ARE SIGNED BY THE OFFICIAL FORMAL CONTRACT.



## OUR PRICES ACCORDING TO OTHER CAPACITIES



**30 m<sup>3</sup> /HOUR CAPACITY**

**72.814 EURO**

**DELIVERY TIME: 40 WORKING DAY**

---



**60 m<sup>3</sup> /HOUR CAPACITY**

**122.795 EURO**

**DELIVERY TIME: 50 WORKING DAY**

---



**100 m<sup>3</sup> /HOUR CAPACITY**

**170.370 EURO**

**DELIVERY TIME: 50 WORKING DAY**

---



**120 m<sup>3</sup> / HOUR CAPACITY**

**202.260 EURO**

**DELIVERY TIME: 60 WORKING DAY**





## PHOTO GALLERY





## CONTACT

TURKEY 	
Contact Person:	Gökhan Özdemir
Cell :	+90 (549) 325 66 67
Phone :	+90 (543) 868 53 04
E-mail:	gokhan@beyazligroup.com

RUSSIA 	
Contact Person:	Tolga Kalelioğlu
Cell :	+90 (549) 325 66 62
Phone :	+90 (462) 321 07 78
E-mail:	tolga@beyazligroup.com

FRANCE 	
Contact Person:	Mohamed Thiam
Cell :	+90 (549) 325 66 60
Phone :	+90 (462) 321 07 78
E-mail:	mohamed@beyazligroup.com

LIBYA 	
Contact Person:	Mouad Mazour
Cell :	+218 (911) 620 035
Phone :	+90 (541) 868 54 59
E-mail:	mouad@beyazligroup.com

GEORGIA 	
Contact Person:	Lasha Gabaidze
Cell :	+995 (571) 912 626
Phone :	+90 (549) 325 66 64
E-mail:	lasha@beyazligroup.com


SAUDI ARABIA 	
Contact Person:	Abdurrahim Temur
Cell :	+90 (544) 549 41 99
Phone :	+90 (462) 321 07 78
E-mail:	temur@beyazligroup.com

AZERBAIJAN 	
Contact Person:	Anar Nazarov
Cell :	+994 (702) 002 677
Phone :	+90 (549) 325 66 61
E-mail:	gokhan@beyazligroup.com

UKRAINE 	
Contact Person:	Tolga Kalelioğlu
Cell :	+90 (549) 325 66 62
Phone :	+90 (462) 321 07 78
E-mail:	tolga@beyazligroup.com

OMAN 	
Contact Person:	Abdurrahim Temur
Cell :	+90 (544) 549 41 99
Phone :	+90 (462) 321 07 78
E-mail:	temur@beyazligroup.com

ALGERIA 	
Contact Person:	Mouad Mazour
Cell :	+90 (541) 868 54 59
Phone :	+90 (462) 321 07 78
E-mail:	mouad@beyazligroup.com

AFRICA 	
Contact Person:	Abdoul Wahabou
Cell :	+90 (549) 325 66 70
Phone :	+90 (462) 321 07 78
E-mail:	abdoul@beyazligroup.com

MOROCCO 	
Contact Person:	Soumia Boukebir
Cell :	+90 (549) 325 66 69
Phone :	+90 (462) 321 07 78
E-mail:	soumia@beyazligroup.com



[www.beyazligroup.com](http://www.beyazligroup.com) /// [www.vessmachine.com](http://www.vessmachine.com) /// [abdoul@beyazligroup.com](mailto:abdoul@beyazligroup.com)

